



























































































































Open participation survey results

































This dashboard contains a complete set of responses to each question on the open participation survey. By default, "don't know" responses are excluded, but may be added to the table using the response filter to the right. In some tables, the percentages may not sum to 100%; this is either because the question permitted the respondent to "choose all that apply", or for a question that asked the respondent to select one answer, it is due to the customary practice of rounding values to the nearest whole number.

	Do you live within the City limits of Sachse?	Yes		99% N=97
		I don't know		1% N=1
Please rate each of the following aspects of quality of life in Sachse.	Sachse as a place to live	Excellent		30% N=29
		Good		59% N=57
		Fair		9% N=9
		Poor		2% N=2
	Your neighborhood as a place to live	Excellent		43% N=41
		Good		44% N=42
		Fair		12% N=11
		Poor		1% N=1
	Sachse as a place to raise children	Excellent		35% N=29
		Good		60% N=49
		Fair		5% N=4
	Sachse as a place to work	Excellent		11% N=6
		Good		25% N=14
		Fair		36% N=20
		Poor		27% N=15
	Sachse as a place to visit	Excellent		4% N=4
		Good		27% N=25
		Fair		40% N=37
		Poor		28% N=26
	Sachse as a place to retire	Excellent		22% N=19
		Good		45% N=38
		Fair		24% N=20
		Poor		9% N=8
The overall quality of life in Sachse	Excellent		24% N=23	
	Good		63% N=61	
	Fair		12% N=12	

































Please rate each of the following aspects of quality of life in Sachse.	The overall quality of life in Sachse	Poor		1% N=1
	Sense of community	Excellent		20% N=19
		Good		44% N=43
		Fair		29% N=28
		Poor		7% N=7
Please rate each of the following characteristics as they relate to Sachse as a whole.	Overall economic health of Sachse	Excellent		8% N=7
		Good		58% N=52
		Fair		27% N=24
		Poor		8% N=7
	Overall quality of the transportation system (auto, bicycle, foot, bus) in Sachse	Excellent		3% N=3
		Good		11% N=10
		Fair		34% N=31
		Poor		52% N=47
	Overall design or layout of Sachse's residential and commercial areas (e.g., homes, buildings, streets, parks, etc.)	Excellent		5% N=5
		Good		33% N=32
		Fair		39% N=38
		Poor		23% N=22
	Overall quality of the utility infrastructure in Sachse (water, sewer, storm water, electric/gas, broadband)	Excellent		17% N=16
Good			38% N=36	
Fair			38% N=36	
Poor			8% N=8	
Overall feeling of safety in Sachse	Excellent		34% N=33	
	Good		57% N=55	
	Fair		8% N=8	
	Poor		1% N=1	
Overall quality of natural environment in Sachse	Excellent		11% N=10	
	Good		46% N=44	
	Fair		32% N=30	
	Poor		12% N=11	
Overall quality of parks and recreation opportunities	Excellent		6% N=6	
	Good		46% N=44	
	Fair		32% N=30	

Please rate each of the following characteristics as they relate to Sachse as a whole.	Overall quality of parks and recreation opportunities	Poor		16% N=15
	Overall health and wellness opportunities in Sachse	Excellent		7% N=6
		Good		36% N=29
		Fair		33% N=27
		Poor		23% N=19
Overall opportunities for education, culture, and the arts	Excellent		6% N=5	
	Good		28% N=25	
	Fair		35% N=31	
	Poor		31% N=27	
Residents' connection and engagement with their community	Excellent		8% N=7	
	Good		35% N=32	
	Fair		39% N=36	
	Poor		18% N=17	
Please indicate how likely or unlikely you are to do each of the following.	Recommend living in Sachse to someone who asks	Very likely		39% N=37
		Somewhat likely		46% N=44
		Somewhat unlikely		13% N=12
		Very unlikely		3% N=3
	Remain in Sachse for the next five years	Very likely		64% N=61
	Somewhat likely		25% N=24	
	Somewhat unlikely		3% N=3	
	Very unlikely		7% N=7	
Please rate how safe or unsafe you feel:	In your neighborhood during the day	Very safe		67% N=65
		Somewhat safe		26% N=25
		Neither safe nor unsafe		3% N=3
		Somewhat unsafe		3% N=3
		Very unsafe		1% N=1
	In Sachse's downtown/commercial area during the day	Very safe		50% N=36
		Somewhat safe		32% N=23
		Neither safe nor unsafe		15% N=11
		Somewhat unsafe		1% N=1
		Very unsafe		1% N=1
From property crime	Very safe		34% N=33	

































Please rate how safe or unsafe you feel:	From property crime	Somewhat safe		48% N=47
		Neither safe nor unsafe		9% N=9
		Somewhat unsafe		4% N=4
		Very unsafe		5% N=5
	From violent crime	Very safe		57% N=55
		Somewhat safe		33% N=32
		Neither safe nor unsafe		6% N=6
		Somewhat unsafe		3% N=3
		Very unsafe		1% N=1
	From fire, flood, or other natural disaster	Very safe		47% N=44
		Somewhat safe		38% N=36
		Neither safe nor unsafe		12% N=11
Somewhat unsafe			3% N=3	
Please rate the job you feel the Sachse community does at each of the following.	Making all residents feel welcome	Excellent		20% N=18
		Good		37% N=33
		Fair		31% N=28
		Poor		11% N=10
	Attracting people from diverse backgrounds	Excellent		22% N=18
		Good		41% N=33
		Fair		30% N=24
		Poor		7% N=6
	Valuing/respecting residents from diverse backgrounds	Excellent		22% N=18
		Good		45% N=37
		Fair		24% N=20
		Poor		10% N=8
	Taking care of vulnerable residents (elderly, disabled, homeless, etc.)	Excellent		17% N=11
		Good		35% N=23
		Fair		32% N=21
		Poor		15% N=10
Please rate each of the following in the Sachse community.	Overall quality of business and service establishments in Sachse	Excellent		5% N=5
		Good		33% N=32
		Fair		43% N=42

Please rate each of the following in the Sachse community.	Overall quality of business and service establishments in Sachse	Poor		19% N=19
	Variety of business and service establishments in Sachse	Excellent		4% N=4
		Good		18% N=17
		Fair		45% N=44
		Poor		33% N=32
	Vibrancy of downtown/commercial area	Excellent		3% N=2
		Good		5% N=4
		Fair		45% N=35
		Poor		47% N=37
	Employment opportunities	Excellent		3% N=2
		Good		10% N=6
		Fair		54% N=34
		Poor		33% N=21
	Shopping opportunities	Excellent		2% N=2
		Good		13% N=13
		Fair		39% N=38
		Poor		45% N=44
	Cost of living in Sachse	Excellent		3% N=3
		Good		41% N=40
Fair			46% N=45	
Poor			9% N=9	
Overall image or reputation of Sachse	Excellent		9% N=8	
	Good		53% N=50	
	Fair		34% N=32	
	Poor		4% N=4	
Please also rate each of the following in the Sachse community.	Traffic flow on major streets	Excellent		6% N=6
		Good		33% N=32
		Fair		34% N=33
		Poor		28% N=27
	Ease of public parking	Excellent		11% N=9
		Good		46% N=37
		Fair		35% N=28

Please also rate each of the following in the Sachse community.

Ease of public parking	Poor		9% N=7
Ease of travel by car in Sachse	Excellent		17% N=16
	Good		48% N=46
	Fair		26% N=25
	Poor		8% N=8
Ease of travel by bicycle in Sachse	Good		12% N=8
	Fair		24% N=16
	Poor		64% N=43
Ease of walking in Sachse	Excellent		4% N=4
	Good		21% N=20
	Fair		35% N=33
	Poor		39% N=37
Well-planned residential growth	Excellent		4% N=3
	Good		35% N=30
	Fair		34% N=29
	Poor		27% N=23
Well-planned commercial growth	Excellent		2% N=2
	Good		15% N=13
	Fair		42% N=37
	Poor		41% N=36
Well-designed neighborhoods	Excellent		9% N=8
	Good		46% N=42
	Fair		35% N=32
	Poor		11% N=10
Preservation of the historical or cultural character of the community	Excellent		8% N=6
	Good		38% N=29
	Fair		34% N=26
	Poor		20% N=15
Public places where people want to spend time	Excellent		1% N=1
	Good		18% N=16
	Fair		39% N=35
	Poor		42% N=38

































Please also rate each of the following in the Sachse community.

Variety of housing options	Excellent		11% N=10
	Good		48% N=45
	Fair		36% N=34
	Poor		5% N=5
Availability of affordable quality housing	Excellent		1% N=1
	Good		33% N=26
	Fair		41% N=33
	Poor		25% N=20
Overall quality of new development in Sachse	Excellent		13% N=12
	Good		40% N=37
	Fair		35% N=33
	Poor		12% N=11
Overall appearance of Sachse	Excellent		4% N=4
	Good		48% N=47
	Fair		37% N=36
	Poor		10% N=10
Cleanliness of Sachse	Excellent		15% N=15
	Good		57% N=55
	Fair		22% N=21
	Poor		6% N=6
Air quality	Excellent		14% N=12
	Good		61% N=54
	Fair		19% N=17
	Poor		6% N=5
Availability of paths and walking trails	Excellent		6% N=5
	Good		24% N=22
	Fair		31% N=28
	Poor		39% N=35
Fitness opportunities (including exercise classes and paths or trails, etc.)	Excellent		8% N=7
	Good		22% N=19
	Fair		37% N=32
	Poor		33% N=28

Please also rate each of the following in the Sachse community.

































Recreational opportunities	Excellent		7% N=6
	Good		22% N=20
	Fair		43% N=39
	Poor		29% N=26
Availability of affordable quality food	Excellent		7% N=7
	Good		26% N=24
	Fair		36% N=34
	Poor		31% N=29
Availability of affordable quality health care	Excellent		9% N=7
	Good		29% N=23
	Fair		35% N=28
	Poor		28% N=22
Availability of preventive health services	Excellent		10% N=8
	Good		28% N=22
	Fair		35% N=27
	Poor		27% N=21
Availability of affordable quality mental health care	Excellent		8% N=4
	Good		10% N=5
	Fair		31% N=16
	Poor		51% N=26
Opportunities to attend cultural/arts/music activities	Excellent		4% N=3
	Good		11% N=9
	Fair		40% N=34
	Poor		45% N=38
Community support for the arts	Excellent		1% N=1
	Good		13% N=9
	Fair		43% N=29
	Poor		42% N=28
Availability of affordable quality childcare/preschool	Excellent		8% N=4
	Good		36% N=19
	Fair		38% N=20
	Poor		19% N=10

Please also rate each of the following in the Sachse community.

































K-12 education	Excellent		25% N=19
	Good		58% N=44
	Fair		17% N=13
Adult educational opportunities	Excellent		4% N=2
	Good		18% N=10
	Fair		44% N=24
	Poor		35% N=19
Sense of civic/community pride	Excellent		11% N=10
	Good		43% N=40
	Fair		35% N=33
	Poor		11% N=10
Neighborliness of residents in Sachse	Excellent		19% N=18
	Good		46% N=43
	Fair		27% N=25
	Poor		9% N=8
Opportunities to participate in social events and activities	Excellent		14% N=12
	Good		38% N=33
	Fair		31% N=27
	Poor		16% N=14
Opportunities to attend special events and festivals	Excellent		13% N=12
	Good		44% N=39
	Fair		27% N=24
	Poor		16% N=14
Opportunities to volunteer	Excellent		17% N=12
	Good		39% N=27
	Fair		33% N=23
	Poor		11% N=8
Opportunities to participate in community matters	Excellent		19% N=14
	Good		32% N=24
	Fair		34% N=25
	Poor		15% N=11
Openness and acceptance of the community toward people of diverse backgrounds	Excellent		16% N=12

Please also rate each of the following in the Sachse community.	Openness and acceptance of the community toward people of diverse backgrounds	Good		41% N=31
		Fair		32% N=24
		Poor		11% N=8
Please indicate whether or not you have done each of the following in the last 12 months.	Contacted the City of Sachse (in-person, phone, email, or web) for help or information	No		39% N=38
		Yes		61% N=60
	Contacted Sachse elected officials (in-person, phone, email, or web) to express your opinion	No		67% N=66
		Yes		33% N=32
	Attended a local public meeting (of local elected officials like City Council or County Commissioners, advisory boards, town halls, HOA, neighborhood w..	No		69% N=68
		Yes		31% N=30
	Watched (online or on television) a local public meeting	No		61% N=59
		Yes		39% N=38
	Volunteered your time to some group/activity in Sachse	No		58% N=57
		Yes		42% N=41
	Campaigned or advocated for a local issue, cause, or candidate	No		74% N=73
		Yes		26% N=25
	Voted in your most recent local election	No		4% N=4
		Yes		96% N=94
Carpooled with other adults or children instead of driving alone	No		62% N=61	
	Yes		38% N=37	
Walked or biked instead of driving	No		66% N=65	
	Yes		34% N=33	
Please rate the quality of each of the following services in Sachse.	Public information services	Excellent		10% N=9
		Good		50% N=47
		Fair		34% N=32
		Poor		6% N=6
	Economic development	Excellent		7% N=6
		Good		30% N=27
		Fair		40% N=36
		Poor		22% N=20
	Traffic enforcement	Excellent		6% N=6
		Good		47% N=45
		Fair		23% N=22

































Please rate the quality of each of the following services in Sachse.

Traffic enforcement	Poor		24% N=23
	Excellent		3% N=3
Traffic signal timing	Good		36% N=35
	Fair		31% N=30
	Poor		30% N=29
	Excellent		1% N=1
Street repair	Good		13% N=12
	Fair		27% N=26
	Poor		59% N=57
	Excellent		11% N=9
Street cleaning	Good		36% N=31
	Fair		35% N=30
	Poor		18% N=15
	Excellent		5% N=5
Street lighting	Good		38% N=37
	Fair		27% N=26
	Poor		30% N=29
	Excellent		10% N=4
Snow removal	Good		23% N=9
	Fair		31% N=12
	Poor		36% N=14
	Excellent		4% N=3
Sidewalk maintenance	Good		23% N=19
	Fair		33% N=27
	Poor		41% N=34
	Good		4% N=2
Bus or transit services	Fair		6% N=3
	Poor		91% N=49
	Excellent		1% N=1
Land use, planning, and zoning	Good		29% N=22
	Fair		34% N=26
	Poor		36% N=28

































Please rate the quality of each of the following services in Sachse.

































Code enforcement (weeds, abandoned buildings, etc.)	Excellent		7% N=6
	Good		23% N=19
	Fair		35% N=29
	Poor		35% N=29
Affordable high-speed internet access	Excellent		14% N=13
	Good		38% N=35
	Fair		36% N=33
	Poor		11% N=10
Garbage collection	Excellent		17% N=17
	Good		49% N=48
	Fair		24% N=24
	Poor		9% N=9
Drinking water	Excellent		23% N=22
	Good		49% N=47
	Fair		20% N=19
	Poor		7% N=7
Sewer services	Excellent		23% N=22
	Good		58% N=55
	Fair		16% N=15
	Poor		3% N=3
Storm water management (storm drainage, dams, levees, etc.)	Excellent		16% N=14
	Good		49% N=44
	Fair		25% N=22
	Poor		10% N=9
Power (electric and/or gas) utility	Excellent		21% N=21
	Good		54% N=53
	Fair		23% N=23
	Poor		1% N=1
Utility billing	Excellent		18% N=17
	Good		45% N=44
	Fair		30% N=29
	Poor		7% N=7

































Please rate the quality of each of the following services in Sachse.

































Police/Sheriff services	Excellent		43% N=38
	Good		45% N=40
	Fair		10% N=9
	Poor		2% N=2
Crime prevention	Excellent		33% N=27
	Good		47% N=38
	Fair		17% N=14
	Poor		2% N=2
Animal control	Excellent		36% N=29
	Good		46% N=37
	Fair		11% N=9
	Poor		6% N=5
Ambulance or emergency medical services	Excellent		49% N=35
	Good		41% N=29
	Fair		8% N=6
	Poor		1% N=1
Fire services	Excellent		53% N=41
	Good		40% N=31
	Fair		6% N=5
Fire prevention and education	Excellent		35% N=24
	Good		40% N=27
	Fair		22% N=15
	Poor		3% N=2
Emergency preparedness (services that prepare the community for natural disasters or other emergency situations)	Excellent		25% N=18
	Good		55% N=39
	Fair		15% N=11
	Poor		4% N=3
Preservation of natural areas (open space, farmlands, and greenbelts)	Excellent		8% N=6
	Good		37% N=29
	Fair		35% N=27
	Poor		21% N=16
Sachse open space	Excellent		4% N=3

Please rate the quality of each of the following services in Sachse.

































Sachse open space	Good		26% N=21
	Fair		44% N=36
	Poor		27% N=22
Recycling	Excellent		17% N=15
	Good		49% N=44
	Fair		24% N=21
	Poor		10% N=9
Yard waste pick-up	Excellent		17% N=14
	Good		43% N=36
	Fair		32% N=27
	Poor		8% N=7
City parks	Excellent		10% N=9
	Good		44% N=40
	Fair		33% N=30
	Poor		12% N=11
Recreation programs or classes	Excellent		11% N=8
	Good		34% N=24
	Fair		37% N=26
	Poor		17% N=12
Recreation centers or facilities	Excellent		16% N=12
	Good		42% N=32
	Fair		28% N=21
	Poor		14% N=11
Health services	Excellent		10% N=6
	Good		33% N=20
	Fair		39% N=24
	Poor		18% N=11
Public library services	Excellent		29% N=24
	Good		57% N=48
	Fair		13% N=11
	Poor		1% N=1
Overall customer service by Sachse employees (police, sanitationists, planners, etc.)	Excellent		32% N=27

Please rate the quality of each of the following services in Sachse.	Overall customer service by Sachse employees (police, receptionists, planners, etc.)	Good		46% N=39
		Fair		20% N=17
		Poor		2% N=2
Please rate the following categories of Sachse government performance.	The value of services for the taxes paid to Sachse	Excellent		9% N=9
		Good		23% N=22
		Fair		40% N=38
		Poor		27% N=26
	The overall direction that Sachse is taking	Excellent		13% N=12
		Good		34% N=32
		Fair		39% N=37
		Poor		14% N=13
	The job Sachse government does at welcoming resident involvement	Excellent		15% N=11
		Good		32% N=24
		Fair		32% N=24
		Poor		20% N=15
	Overall confidence in Sachse government	Excellent		10% N=9
		Good		35% N=33
		Fair		41% N=38
		Poor		14% N=13
	Generally acting in the best interest of the community	Excellent		12% N=11
		Good		40% N=36
		Fair		27% N=25
		Poor		21% N=19
	Being honest	Excellent		14% N=11
		Good		38% N=31
		Fair		33% N=27
		Poor		15% N=12
	Being open and transparent to the public	Excellent		12% N=10
		Good		35% N=29
		Fair		36% N=30
		Poor		18% N=15
	Informing residents about issues facing the community	Excellent		10% N=9

Please rate the following categories of Sachse government performance.	Informing residents about issues facing the community	Good		32% N=28
		Fair		32% N=28
		Poor		26% N=23
	Treating all residents fairly	Excellent		15% N=11
		Good		43% N=31
		Fair		24% N=17
		Poor		18% N=13
	Treating residents with respect	Excellent		16% N=13
		Good		52% N=43
		Fair		21% N=17
		Poor		11% N=9
	Overall, how would you rate the quality of the services provided by each of the following?	The City of Sachse	Excellent	
Good				53% N=49
Fair				27% N=25
Poor				6% N=6
The Federal Government		Excellent		7% N=6
		Good		32% N=28
		Fair		32% N=28
		Poor		29% N=25
Please rate how important, if at all, you think it is for the Sachse community to focus on each of the following in the coming two years.	Overall economic health of Sachse	Essential		53% N=51
		Very important		36% N=35
		Somewhat important		9% N=9
		Not at all important		1% N=1
	Overall quality of the transportation system (auto, bicycle, foot, bus) in Sachse	Essential		29% N=28
		Very important		37% N=35
		Somewhat important		27% N=26
		Not at all important		6% N=6
	Overall design or layout of Sachse's residential and commercial areas (e.g., homes, buildings, streets, parks, etc.)	Essential		38% N=36
		Very important		47% N=45
		Somewhat important		16% N=15
	Overall quality of the utility infrastructure in Sachse (water, sewer, storm water, electric/gas, broadband)	Essential		57% N=55
		Very important		30% N=29

































Please rate how important, if at all, you think it is for the Sachse community to focus on each of the following in the coming two years.	Overall quality of the utility infrastructure in Sachse (water, sewer, storm water, electric/gas, broadband)	Somewhat important		10% N=10
		Not at all important		2% N=2
Overall feeling of safety in Sachse	Essential		68% N=66	
	Very important		25% N=24	
	Somewhat important		6% N=6	
	Not at all important		1% N=1	
Overall quality of natural environment in Sachse	Essential		27% N=26	
	Very important		47% N=45	
	Somewhat important		24% N=23	
	Not at all important		2% N=2	
Overall quality of parks and recreation opportunities	Essential		26% N=25	
	Very important		45% N=43	
	Somewhat important		27% N=26	
	Not at all important		2% N=2	
Overall health and wellness opportunities in Sachse	Essential		22% N=21	
	Very important		39% N=37	
	Somewhat important		32% N=30	
	Not at all important		7% N=7	
Overall opportunities for education, culture, and the arts	Essential		21% N=20	
	Very important		33% N=32	
	Somewhat important		34% N=33	
	Not at all important		12% N=12	
Residents' connection and engagement with their community	Essential		17% N=16	
	Very important		44% N=42	
	Somewhat important		34% N=33	
	Not at all important		5% N=5	
Thinking about the Sachse Public Library, in the past 12 months, about how often, on average, did you or someone in your household:	Browse shelves	Weekly		3% N=3
		Monthly		17% N=16
		Less than once per month		31% N=29
		Never		48% N=45
	Borrow physical materials (books, DVDs, board games, literacy kits, etc.) from the library	Weekly		4% N=4
Monthly			12% N=11	

Thinking about the Sachse Public Library, in the past 12 months, about how often, on average, did you or someone in your household:

































Borrow physical materials (books, DVDs, board games, literacy kits, etc.) from the library	Less than once per month		29% N=27
	Never		54% N=50
Borrow digital materials (books, movies, music, etc.) from the library	Daily		1% N=1
	Weekly		8% N=8
	Monthly		6% N=6
	Less than once per month		22% N=21
	Never		62% N=59
Request an interlibrary loan	Weekly		1% N=1
	Monthly		1% N=1
	Less than once per month		9% N=9
	Never		89% N=85
Pick up materials put on hold	Weekly		1% N=1
	Monthly		5% N=5
	Less than once per month		10% N=10
	Never		84% N=81
Pick up materials through curbside pickup	Less than once per month		13% N=12
	Never		87% N=83
Receive book/material recommendations	Daily		1% N=1
	Monthly		6% N=6
	Less than once per month		10% N=10
	Never		82% N=80
Use the library's internet access/wifi	Monthly		4% N=4
	Less than once per month		15% N=14
	Never		81% N=78
Use the library's computers	Monthly		2% N=2
	Less than once per month		8% N=8
	Never		90% N=86
Use the library's printer, photocopier, scanner, or fax	Monthly		2% N=2
	Less than once per month		5% N=5
	Never		93% N=88
Use the library's 3D printer	Less than once per month		4% N=4
	Never		96% N=93

Thinking about the Sachse Public Library, in the past 12 months, about how often, on average, did you or someone in your household:	Have a staff member help you use computers or printers	Less than once per month	8% N=8
		Never	92% N=89
	Use the library's online services (website, catalog, homework help, online databases, etc.)	Monthly	5% N=5
		Less than once per month	19% N=18
		Never	76% N=73
	Use exam proctoring services	Never	100% N=97
	Reserve the library's meeting room	Monthly	1% N=1
		Less than once per month	4% N=4
		Never	95% N=92
	Use the Sachse public library as a place to spend time	Weekly	2% N=2
		Monthly	6% N=6
		Less than once per month	20% N=19
		Never	72% N=69
	Attend programs for children (classes, storytimes, etc.) at the library	Weekly	2% N=2
		Monthly	5% N=5
		Less than once per month	13% N=12
		Never	80% N=76
	Attend programs for adults (classes, book clubs, etc.) at the library	Monthly	3% N=3
		Less than once per month	5% N=5
Never		92% N=89	
Attend programs for teens (classes, book clubs, etc.) at the library	Monthly	1% N=1	
	Less than once per month	1% N=1	
	Never	98% N=94	
Other	Monthly	1% N=1	
	Less than once per month	2% N=2	
	Never	96% N=80	
How much of a priority, if any, should the Sachse Public Library place on providing the following programs, services, and amenities?	Private study rooms	High priority	4% N=3
		Medium priority	29% N=22
		Low priority	39% N=29
		Not a priority	28% N=21
	Community quiet room	High priority	5% N=4
Medium priority		33% N=24	

































How much of a priority, if any, should the Sachse Public Library place on providing the following programs, services, and amenities?

Community quiet room	Low priority		33% N=24
	Not a priority		29% N=21
Children's play area	High priority		24% N=20
	Medium priority		43% N=35
	Low priority		16% N=13
	Not a priority		17% N=14
Teen room	High priority		13% N=10
	Medium priority		46% N=36
	Low priority		24% N=19
	Not a priority		17% N=13
Makerspace	High priority		22% N=13
	Medium priority		37% N=22
	Low priority		20% N=12
	Not a priority		20% N=12
In-person computer classes	High priority		20% N=16
	Medium priority		42% N=34
	Low priority		23% N=19
	Not a priority		15% N=12
In-person ESL classes	High priority		21% N=16
	Medium priority		40% N=31
	Low priority		19% N=15
	Not a priority		19% N=15
Online language-learning services	High priority		18% N=14
	Medium priority		44% N=34
	Low priority		22% N=17
	Not a priority		16% N=12
More programs for children	High priority		46% N=34
	Medium priority		43% N=32
	Low priority		4% N=3
	Not a priority		7% N=5
More programs for teens	High priority		33% N=25
	Medium priority		44% N=33

































How much of a priority, if any, should the Sachse Public Library place on providing the following programs, services, and amenities?

More programs for teens	Low priority		17% N=13
	Not a priority		5% N=4
More programs for adults	High priority		32% N=24
	Medium priority		39% N=30
	Low priority		21% N=16
	Not a priority		8% N=6
More STEM programs	High priority		45% N=29
	Medium priority		39% N=25
	Low priority		9% N=6
	Not a priority		6% N=4
More story times	High priority		26% N=18
	Medium priority		41% N=28
	Low priority		16% N=11
	Not a priority		17% N=12
More craft programs	High priority		20% N=14
	Medium priority		31% N=22
	Low priority		39% N=28
	Not a priority		10% N=7
More programs on Saturdays	High priority		36% N=26
	Medium priority		34% N=25
	Low priority		23% N=17
	Not a priority		7% N=5
More evening programs	High priority		29% N=20
	Medium priority		46% N=32
	Low priority		14% N=10
	Not a priority		11% N=8
One-on-one computer help/tutoring services	High priority		12% N=8
	Medium priority		36% N=24
	Low priority		34% N=23
	Not a priority		18% N=12
Laptops or tablets available for checkout	High priority		11% N=8
	Medium priority		39% N=28

How much of a priority, if any, should the Sachse Public Library place on providing the following programs, services, and amenities?	Laptops or tablets available for checkout	Low priority		21% N=15
		Not a priority		29% N=21
	Hotspots available for checkout	High priority		23% N=15
		Medium priority		38% N=25
		Low priority		14% N=9
		Not a priority		25% N=16
In the past 12 months, how often did you or someone in your household use/visit the Michael J. Felix Community Center?	Weekly		4% N=4	
	Monthly		10% N=10	
	Less than once per month		35% N=34	
	Never		51% N=49	
How much of a priority, if any, should the Michael J. Felix Community Center place on providing the following programs and services?	Other	Not a priority		100% N=4
	Child (age 12 and under) arts, recreation and sports programs	High priority		44% N=36
		Medium priority		40% N=32
		Low priority		12% N=10
		Not a priority		4% N=3
	Youth (age 13 to 17) arts, recreation and sports programs	High priority		44% N=35
		Medium priority		39% N=31
		Low priority		9% N=7
		Not a priority		8% N=6
	Adult (age 18 to 61) arts, recreation and fitness programs	High priority		40% N=32
		Medium priority		46% N=37
		Low priority		10% N=8
		Not a priority		5% N=4
Older adult (age 62+) arts, recreation and fitness programs	High priority		42% N=35	
	Medium priority		41% N=34	
	Low priority		13% N=11	
	Not a priority		4% N=3	
Community events (such as summer concerts, festivals, etc.)	High priority		47% N=40	
	Medium priority		34% N=29	
	Low priority		18% N=15	
	Not a priority		1% N=1	
Open the Community Center on Mondays (current hours: T, W, Th, O, AM, O, PM, F, 10 AM - 7 PM, S, 10	High priority		28% N=21	

How much of a priority, if any, should the Michael J. Felix Community Center place on providing the following programs and services?	Open the Community Center on Mondays (current hours: T-W-Th 9 AM-9 PM, F 10 AM-7 PM, Sat 10 AM-5 PM, Su-M Closed)	Medium priority		34% N=25
		Low priority		22% N=16
		Not a priority		16% N=12
	School break camps and programs (during fall/summer break)	High priority		44% N=34
		Medium priority		44% N=34
		Low priority		6% N=5
		Not a priority		6% N=5
	Programming during weekday mornings (before 12 PM)	High priority		15% N=10
		Medium priority		25% N=17
Low priority			36% N=24	
Not a priority			24% N=16	
Programming during weekday afternoons (12 PM-5 PM)	High priority		10% N=7	
	Medium priority		33% N=22	
	Low priority		36% N=24	
	Not a priority		21% N=14	
Programming during weekday evenings (5 PM-9 PM)	High priority		30% N=21	
	Medium priority		41% N=28	
	Low priority		13% N=9	
	Not a priority		16% N=11	
Programming during Saturday mornings (before 12 PM)	High priority		25% N=17	
	Medium priority		47% N=32	
	Low priority		12% N=8	
	Not a priority		16% N=11	
Programming during Saturday afternoons (12 PM-5 PM)	High priority		28% N=19	
	Medium priority		40% N=27	
	Low priority		19% N=13	
	Not a priority		12% N=8	
Programming during Saturday evenings (5 PM-9 PM)	High priority		10% N=7	
	Medium priority		40% N=27	
	Low priority		21% N=14	
	Not a priority		28% N=19	
In general, how many times do you:	Access the internet from your home using a computer, laptop, tablet, or smartphone	Several times a day		92% N=89

In general, how many times do you:	Access the internet from your home using a computer, laptop, or tablet computer	Once a day	5% N=5
		A few times a week	2% N=2
		Less often or never	1% N=1
	Access the internet from your cell phone	Several times a day	94% N=91
		Once a day	3% N=3
		A few times a week	1% N=1
		Less often or never	2% N=2
	Visit social media sites such as Facebook, Twitter, Nextdoor, etc.	Several times a day	79% N=77
		Once a day	12% N=12
		A few times a week	5% N=5
		Every few weeks	1% N=1
		Less often or never	2% N=2
	Use or check email	Several times a day	93% N=91
		Once a day	7% N=7
	Share your opinions online	Several times a day	15% N=14
		Once a day	4% N=4
		A few times a week	23% N=22
		Every few weeks	14% N=13
		Less often or never	44% N=41
	Shop online	Several times a day	17% N=17
		Once a day	10% N=10
		A few times a week	47% N=46
		Every few weeks	19% N=19
		Less often or never	6% N=6
	Please rate your overall health.	Excellent	31% N=30
		Very good	43% N=41
		Good	22% N=21
		Fair	4% N=4
	What impact, if any, do you think the economy will have on your family income in the next 6 months? Do you think the impact will be:	Very positive	4% N=4
		Somewhat positive	11% N=11
		Neutral	30% N=29
		Somewhat negative	41% N=40

have on your family income in the next 6 months? Do you think the impact will be:	Very negative		14% N=14
How many years have you lived in Sachse?	Less than 2 years		11% N=11
	2-5 years		8% N=8
	6-10 years		16% N=16
	11-20 years		35% N=34
	More than 20 years		30% N=29
Which best describes the building you live in?	One family house detached from any other houses		96% N=94
	Building with two or more homes (duplex, townhome, apa..		4% N=4
Do you rent or own your home?	Rent		3% N=3
	Own		97% N=95
About how much is your monthly housing cost for the place you live (including rent, mortgage payment, property tax, property insurance, and homeowners' association (HOA) fees)?	Less than \$500		2% N=2
	\$500 to \$999		7% N=6
	\$1,000 to \$1,499		14% N=13
	\$1,500 to \$1,999		26% N=24
	\$2,000 to \$2,499		22% N=20
	\$2,500 to \$2,999		15% N=14
	\$3,000 to \$3,499		5% N=5
	\$3,500 or more		8% N=7
Do any children 17 or under live in your household?	No		59% N=58
	Yes		41% N=40
Are you or any other members of your household aged 65 or older?	No		73% N=71
	Yes		27% N=26
How much do you anticipate your household's total income before taxes will be for the current year? (Please include in your total income money from all sources for all persons living in your household.)	Less than \$25,000		1% N=1
	\$25,000 to \$49,999		10% N=9
	\$50,000 to \$74,999		6% N=5
	\$75,000 to \$99,999		7% N=6
	\$100,000 to \$149,999		31% N=27
	\$150,000 or more		45% N=40
Are you Spanish, Hispanic, or Latino?	No, not Spanish, Hispanic, or Latino		91% N=89
	Yes, I consider myself to be Spanish, Hispanic, or Latino		9% N=9
What is your race? (Mark one or more races to indicate what race you consider yourself to be.)	American Indian or Alaskan Native		2% N=2
	Asian, Asian Indian, or Pacific Islander		4% N=4

