































































Complete set of frequencies
































This dashboard contains a complete set of responses to each question on the survey. By default, "don't know" responses are excluded, but may be added to the table using the response filter to the right. In some tables, the percentages may not sum to 100%; this is either because the question permitted the respondent to "choose all that apply", or for a question that asked the respondent to select one answer, it is due to the customary practice of rounding values to the nearest whole number.

Please rate each of the following aspects of quality of life in Sachse.	Question	Rating	Frequency	
			Percentage	Count (N)
Sachse as a place to live	Sachse as a place to live	Excellent	37%	N=145
		Good	56%	N=219
		Fair	6%	N=24
		Poor	1%	N=5
Your neighborhood as a place to live	Your neighborhood as a place to live	Excellent	46%	N=180
		Good	47%	N=182
		Fair	5%	N=20
		Poor	2%	N=10
Sachse as a place to raise children	Sachse as a place to raise children	Excellent	44%	N=153
		Good	49%	N=170
		Fair	5%	N=18
		Poor	1%	N=5
Sachse as a place to work	Sachse as a place to work	Excellent	12%	N=27
		Good	33%	N=72
		Fair	35%	N=77
		Poor	21%	N=46
Sachse as a place to visit	Sachse as a place to visit	Excellent	8%	N=31
		Good	28%	N=101
		Fair	37%	N=137
		Poor	26%	N=96
Sachse as a place to retire	Sachse as a place to retire	Excellent	33%	N=104
		Good	39%	N=123
		Fair	21%	N=67
		Poor	7%	N=24
The overall quality of life	The overall quality of life	Excellent	30%	N=118
		Good	58%	N=225
		Fair	10%	N=38














Please rate each of the following aspects of quality of life in Sachse.	The overall quality of life	Poor		1% N=6
	Sense of community	Excellent		21% N=81
		Good		46% N=178
		Fair		27% N=103
		Poor		6% N=24
Please rate each of the following characteristics as they relate to Sachse as a whole.	Overall economic health	Excellent		12% N=41
		Good		54% N=183
		Fair		27% N=92
		Poor		6% N=20
	Overall quality of the transportation system	Excellent		8% N=29
		Good		16% N=55
		Fair		43% N=151
		Poor		33% N=118
	Overall design or layout of residential and commercial areas	Excellent		11% N=42
		Good		42% N=163
		Fair		31% N=122
		Poor		16% N=62
	Overall quality of the utility infrastructure	Excellent		21% N=79
Good			53% N=203	
Fair			18% N=68	
Poor			9% N=33	
Overall feeling of safety	Excellent		39% N=152	
	Good		50% N=193	
	Fair		10% N=39	
	Poor		1% N=5	
Overall quality of natural environment	Excellent		17% N=64	
	Good		43% N=164	
	Fair		33% N=128	
	Poor		7% N=26	
Overall quality of parks and recreation opportunities	Excellent		16% N=61	
	Good		42% N=159	

Please rate each of the following characteristics as they relate to Sachse as a whole.	Overall quality of parks and recreation opportunities	Fair		31% N=117
		Poor		11% N=41
	Overall health and wellness opportunities	Excellent		15% N=52
		Good		39% N=137
		Fair		37% N=132
		Poor		9% N=31
	Overall opportunities for education, culture, and the arts	Excellent		11% N=38
		Good		30% N=106
		Fair		39% N=138
		Poor		21% N=75
Residents' connection and engagement with their community	Excellent		10% N=34	
	Good		39% N=139	
	Fair		40% N=140	
	Poor		11% N=38	
Please indicate how likely or unlikely you are to do each of the following.	Recommend living in Sachse to someone who asks	Very likely		47% N=180
		Somewhat likely		45% N=171
		Somewhat unlikely		5% N=20
		Very unlikely		3% N=13
	Remain in Sachse for the next five years	Very likely		61% N=237
		Somewhat likely		25% N=98
		Somewhat unlikely		10% N=38
		Very unlikely		4% N=16
Please rate how safe or unsafe you feel:	In your neighborhood during the day	Very safe		75% N=297
		Somewhat safe		19% N=76
		Neither safe nor unsafe		3% N=14
		Somewhat unsafe		2% N=8
	In Sachse's downtown/commercial area during the day	Very safe		63% N=193
		Somewhat safe		26% N=81
		Neither safe nor unsafe		7% N=22
		Somewhat unsafe		2% N=5
		Very unsafe		2% N=6











Please rate how safe or unsafe you feel:	From property crime	Very safe		35% N=138
		Somewhat safe		49% N=194
		Neither safe nor unsafe		9% N=34
		Somewhat unsafe		6% N=22
		Very unsafe		1% N=5
	From violent crime	Very safe		56% N=217
		Somewhat safe		35% N=135
		Neither safe nor unsafe		6% N=22
		Somewhat unsafe		3% N=11
	From fire, flood, or other natural disaster	Very safe		49% N=190
		Somewhat safe		40% N=155
		Neither safe nor unsafe		8% N=30
		Somewhat unsafe		2% N=8
		Very unsafe		1% N=5
	Please rate the job you feel the Sachse community does at each of the following.	Making all residents feel welcome	Excellent	
Good				49% N=176
Fair				21% N=77
Poor				5% N=17
Attracting people from diverse backgrounds		Excellent		32% N=106
		Good		45% N=149
		Fair		14% N=45
		Poor		9% N=31
Valuing/respecting residents from diverse backgrounds		Excellent		31% N=98
		Good		43% N=138
		Fair		17% N=54
		Poor		9% N=28
Taking care of vulnerable residents		Excellent		24% N=59
		Good		42% N=102
		Fair		27% N=65
		Poor		7% N=18
Please rate each of the following in the Sachse community:	Overall quality of business and service establishments	Excellent		12% N=46

Please rate each of the following in the Sachse community.	Overall quality of business and service establishments	Good		46% N=176
		Fair		29% N=111
		Poor		13% N=50
	Variety of business and service establishments	Excellent		8% N=30
		Good		29% N=109
		Fair		40% N=152
		Poor		24% N=92
	Vibrancy of downtown/commercial area	Excellent		4% N=14
		Good		20% N=64
		Fair		34% N=111
		Poor		42% N=138
	Employment opportunities	Excellent		9% N=22
Good			18% N=44	
Fair			37% N=88	
Poor			36% N=85	
Shopping opportunities	Excellent		8% N=32	
	Good		17% N=64	
	Fair		43% N=164	
	Poor		32% N=124	
Cost of living	Excellent		8% N=30	
	Good		39% N=147	
	Fair		43% N=166	
	Poor		10% N=38	
Overall image or reputation	Excellent		22% N=81	
	Good		50% N=187	
	Fair		23% N=87	
	Poor		5% N=19	
Please also rate each of the following in the Sachse community.	Traffic flow on major streets	Excellent		11% N=41
		Good		36% N=138
		Fair		34% N=131
		Poor		19% N=75
































Please also rate each of the following in the Sachse community.

Ease of public parking	Excellent		19% N=64
	Good		48% N=158
	Fair		24% N=81
	Poor		8% N=28
Ease of travel by car	Excellent		26% N=99
	Good		46% N=179
	Fair		21% N=81
	Poor		7% N=28
Ease of travel by bicycle	Excellent		6% N=15
	Good		15% N=37
	Fair		35% N=83
	Poor		44% N=107
Ease of walking	Excellent		10% N=36
	Good		31% N=107
	Fair		32% N=110
	Poor		27% N=92
Well-planned residential growth	Excellent		10% N=34
	Good		42% N=134
	Fair		34% N=110
	Poor		13% N=43
Well-planned commercial growth	Excellent		6% N=18
	Good		29% N=94
	Fair		35% N=113
	Poor		30% N=98
Well-designed neighborhoods	Excellent		12% N=43
	Good		55% N=203
	Fair		28% N=101
	Poor		6% N=22
Preservation of the historical or cultural character of the community	Excellent		15% N=40
	Good		41% N=112
	Fair		33% N=91
































Please also rate each of the following in the Sachse community.
































Preservation of the historical or cultural character of the community	Poor		12% N=32
	Excellent		9% N=34
Public places where people want to spend time	Good		19% N=70
	Fair		39% N=142
	Poor		32% N=116
	Excellent		14% N=47
Variety of housing options	Good		48% N=166
	Fair		31% N=108
	Poor		8% N=28
	Excellent		8% N=26
Availability of affordable quality housing	Good		37% N=125
	Fair		38% N=127
	Poor		17% N=58
	Excellent		13% N=47
Overall quality of new development	Good		46% N=170
	Fair		33% N=120
	Poor		9% N=31
	Excellent		16% N=61
Overall appearance	Good		51% N=196
	Fair		26% N=101
	Poor		8% N=30
	Excellent		27% N=103
Cleanliness	Good		50% N=195
	Fair		17% N=68
	Poor		6% N=22
	Excellent		22% N=81
Air quality	Good		60% N=223
	Fair		16% N=58
	Poor		3% N=10
	Excellent		10% N=36
Availability of paths and walking trails	Good		29% N=106

Please also rate each of the following in the Sachse community.
































Availability of paths and walking trails	Fair		36% N=131
	Poor		25% N=93
Fitness opportunities	Excellent		11% N=37
	Good		31% N=108
	Fair		37% N=129
	Poor		21% N=71
Recreational opportunities	Excellent		10% N=36
	Good		29% N=101
	Fair		40% N=138
	Poor		20% N=69
Availability of affordable quality food	Excellent		13% N=48
	Good		40% N=153
	Fair		32% N=122
	Poor		15% N=56
Availability of affordable quality health care	Excellent		10% N=32
	Good		42% N=132
	Fair		36% N=113
	Poor		11% N=36
Availability of preventive health services	Excellent		12% N=35
	Good		36% N=109
	Fair		37% N=109
	Poor		15% N=46
Availability of affordable quality mental health care	Excellent		13% N=22
	Good		15% N=27
	Fair		37% N=66
	Poor		35% N=61
Opportunities to attend cultural/arts/music activities	Excellent		7% N=22
	Good		20% N=66
	Fair		36% N=118
	Poor		37% N=120
Community support for the arts	Excellent		9% N=26

Please also rate each of the following in the Sachse community.
































Community support for the arts	Good		20% N=54
	Fair		39% N=108
	Poor		32% N=90
Availability of affordable quality childcare/preschool	Excellent		16% N=32
	Good		43% N=84
	Fair		30% N=59
	Poor		11% N=22
K-12 education	Excellent		30% N=87
	Good		53% N=155
	Fair		13% N=39
	Poor		4% N=12
Adult educational opportunities	Excellent		14% N=30
	Good		29% N=64
	Fair		35% N=77
	Poor		22% N=49
Sense of civic/community pride	Excellent		15% N=48
	Good		46% N=149
	Fair		33% N=109
	Poor		6% N=21
Neighborliness of residents	Excellent		20% N=76
	Good		49% N=186
	Fair		23% N=88
	Poor		8% N=28
Opportunities to participate in social events and activities	Excellent		20% N=71
	Good		34% N=120
	Fair		34% N=119
	Poor		11% N=40
Opportunities to attend special events and festivals	Excellent		20% N=75
	Good		40% N=146
	Fair		28% N=104
	Poor		11% N=41

Please also rate each of the following in the Sachse community.	Opportunities to volunteer	Excellent		18% N=47
		Good		47% N=119
		Fair		27% N=70
		Poor		8% N=20
	Opportunities to participate in community matters	Excellent		19% N=57
		Good		45% N=136
		Fair		30% N=91
		Poor		6% N=19
	Openness and acceptance of the community toward people of diverse backgrounds	Excellent		21% N=67
		Good		45% N=142
		Fair		27% N=86
		Poor		6% N=19
Please indicate whether or not you have done each of the following in the last 12 months.	Contacted the City of Sachse for help or information	No		45% N=173
		Yes		55% N=213
	Contacted Sachse elected officials to express your opinion	No		88% N=339
		Yes		12% N=47
	Attended a local public meeting	No		83% N=319
		Yes		17% N=66
	Watched a local public meeting	No		78% N=302
		Yes		22% N=83
	Volunteered your time to some group/activity	No		78% N=300
		Yes		22% N=84
	Campaigned or advocated for a local issue, cause, or candidate	No		86% N=332
		Yes		14% N=54
	Voted in your most recent local election	No		28% N=108
		Yes		72% N=278
	Carpooled with other adults or children instead of driving alone	No		67% N=261
		Yes		33% N=126
	Walked or biked instead of driving	No		59% N=228
		Yes		41% N=159
Please rate the quality of each of the following services in Sachse:	Public information services	Excellent		19% N=61

Please rate the quality of each of the following services in Sachse.

Public information services	Good		49% N=161
	Fair		24% N=79
	Poor		8% N=25
Economic development	Excellent		13% N=43
	Good		37% N=122
	Fair		39% N=127
	Poor		12% N=39
Traffic enforcement	Excellent		17% N=60
	Good		50% N=178
	Fair		25% N=88
	Poor		9% N=33
Traffic signal timing	Excellent		9% N=36
	Good		43% N=165
	Fair		29% N=110
	Poor		19% N=73
Street repair	Excellent		8% N=30
	Good		21% N=81
	Fair		30% N=115
	Poor		41% N=155
Street cleaning	Excellent		14% N=49
	Good		44% N=157
	Fair		25% N=87
	Poor		18% N=63
Street lighting	Excellent		10% N=40
	Good		43% N=164
	Fair		31% N=117
	Poor		15% N=57
Snow removal	Excellent		11% N=22
	Good		35% N=67
	Fair		29% N=56
	Poor		25% N=48
































Please rate the quality of each of the following services in Sachse.
































Sidewalk maintenance	Excellent		9% N=32
	Good		32% N=118
	Fair		33% N=120
	Poor		26% N=94
Bus or transit services	Excellent		7% N=11
	Good		7% N=11
	Fair		16% N=27
	Poor		70% N=113
Land use, planning and zoning	Excellent		8% N=24
	Good		27% N=81
	Fair		38% N=111
	Poor		27% N=79
Code enforcement	Excellent		12% N=39
	Good		33% N=104
	Fair		30% N=97
	Poor		25% N=80
Affordable high-speed internet access	Excellent		21% N=74
	Good		46% N=166
	Fair		22% N=79
	Poor		11% N=38
Garbage collection	Excellent		28% N=107
	Good		46% N=174
	Fair		16% N=61
	Poor		10% N=39
Drinking water	Excellent		25% N=95
	Good		53% N=199
	Fair		18% N=69
	Poor		4% N=14
Sewer services	Excellent		28% N=102
	Good		53% N=196
	Fair		18% N=65

Please rate the quality of each of the following services in Sachse.
































Sewer services	Poor		2% N=6
Storm water management	Excellent		25% N=88
	Good		50% N=176
	Fair		18% N=62
	Poor		7% N=25
Power (electric and/or gas) utility	Excellent		26% N=101
	Good		52% N=200
	Fair		16% N=61
	Poor		6% N=23
Utility billing	Excellent		25% N=93
	Good		47% N=176
	Fair		19% N=71
	Poor		9% N=33
Police/Sheriff services	Excellent		41% N=137
	Good		48% N=160
	Fair		9% N=30
	Poor		2% N=8
Crime prevention	Excellent		32% N=114
	Good		53% N=187
	Fair		12% N=42
	Poor		2% N=8
Animal control	Excellent		36% N=116
	Good		49% N=157
	Fair		10% N=32
	Poor		6% N=19
Ambulance or emergency medical services	Excellent		50% N=128
	Good		42% N=108
	Fair		6% N=16
	Poor		2% N=5
Fire services	Excellent		54% N=154
	Good		39% N=110
































Please rate the quality of each of the following services in Sachse.

Fire services	Fair		5% N=14
	Poor		2% N=5
Fire prevention and education	Excellent		35% N=84
	Good		52% N=124
	Fair		11% N=26
	Poor		2% N=6
Emergency preparedness	Excellent		28% N=73
	Good		48% N=124
	Fair		20% N=52
	Poor		4% N=12
Preservation of natural areas	Excellent		19% N=56
	Good		34% N=99
	Fair		31% N=90
	Poor		15% N=43
Sachse open space	Excellent		10% N=28
	Good		37% N=109
	Fair		38% N=112
	Poor		15% N=45
Recycling	Excellent		26% N=92
	Good		47% N=164
	Fair		20% N=69
	Poor		7% N=25
Yard waste pick-up	Excellent		25% N=81
	Good		45% N=147
	Fair		19% N=62
	Poor		12% N=39
City parks	Excellent		19% N=70
	Good		48% N=173
	Fair		25% N=90
	Poor		8% N=27
Recreation programs or classes	Excellent		20% N=52













Please rate the quality of each of the following services in Sachse.	Recreation programs or classes	Good		32% N=85
		Fair		35% N=92
		Poor		14% N=37
	Recreation centers or facilities	Excellent		21% N=61
		Good		39% N=111
		Fair		30% N=85
		Poor		10% N=28
	Health services	Excellent		18% N=43
		Good		40% N=94
		Fair		32% N=74
		Poor		10% N=24
	Public library services	Excellent		34% N=107
Good			42% N=131	
Fair			20% N=64	
Poor			3% N=9	
Overall customer service by Sachse employees	Excellent		36% N=124	
	Good		42% N=145	
	Fair		19% N=65	
	Poor		3% N=11	
Please rate the following categories of Sachse government performance.	The value of services for the taxes paid to Sachse	Excellent		14% N=48
		Good		38% N=126
		Fair		33% N=111
		Poor		15% N=50
	The overall direction that Sachse is taking	Excellent		15% N=47
		Good		44% N=141
		Fair		28% N=88
		Poor		13% N=42
	The job Sachse government does at welcoming resident involvement	Excellent		18% N=54
		Good		33% N=97
		Fair		33% N=96
		Poor		15% N=45

Please rate the following categories of Sachse government performance.














Overall confidence in Sachse government	Excellent		15% N=51	
	Good		40% N=135	
	Fair		33% N=112	
	Poor		11% N=37	
Generally acting in the best interest of the community	Excellent		18% N=62	
	Good		43% N=145	
	Fair		27% N=89	
	Poor		12% N=39	
Being honest	Excellent		21% N=60	
	Good		44% N=126	
	Fair		26% N=74	
	Poor		9% N=25	
Being open and transparent to the public	Excellent		19% N=56	
	Good		35% N=101	
	Fair		33% N=98	
	Poor		13% N=37	
Informing residents about issues facing the community	Excellent		16% N=52	
	Good		31% N=100	
	Fair		29% N=92	
	Poor		23% N=75	
Treating all residents fairly	Excellent		26% N=75	
	Good		45% N=127	
	Fair		19% N=54	
	Poor		9% N=26	
Treating residents with respect	Excellent		27% N=82	
	Good		48% N=146	
	Fair		20% N=61	
	Poor		5% N=16	
Overall, how would you rate the quality of the services provided by each of the following?	The City of Sachse	Excellent		19% N=70
		Good		56% N=212
		Fair		19% N=73

Overall, how would you rate the quality of the services provided by each of the following?	The City of Sachse	Poor		6% N=22
	The Federal Government	Excellent		5% N=18
		Good		35% N=122
		Fair		33% N=115
		Poor		27% N=95
Please rate how important, if at all, you think it is for the Sachse community to focus on each of the following in the coming two years.	Overall economic health	Essential		49% N=177
		Very important		37% N=136
		Somewhat important		14% N=51
	Overall quality of the transportation system	Essential		27% N=102
		Very important		42% N=156
		Somewhat important		26% N=98
		Not at all important		5% N=19
	Overall design or layout of residential and commercial areas	Essential		35% N=134
		Very important		43% N=164
		Somewhat important		21% N=78
		Not at all important		1% N=4
	Overall quality of the utility infrastructure	Essential		55% N=210
Very important			36% N=136	
Somewhat important			9% N=32	
Not at all important			0% N=2	
Overall feeling of safety	Essential		63% N=242	
	Very important		29% N=113	
	Somewhat important		8% N=29	
Overall quality of natural environment	Essential		35% N=135	
	Very important		38% N=144	
	Somewhat important		25% N=97	
	Not at all important		2% N=6	
Overall quality of parks and recreation opportunities	Essential		32% N=120	
	Very important		44% N=167	
	Somewhat important		23% N=88	
	Not at all important		1% N=4	

Please rate how important, if at all, you think it is for the Sachse community to focus on each of the following in the coming two years.

Overall health and wellness opportunities	Essential		22% N=84
	Very important		38% N=144
	Somewhat important		37% N=139
	Not at all important		3% N=12
Overall opportunities for education, culture, and the arts	Essential		30% N=115
	Very important		33% N=127
	Somewhat important		30% N=115
	Not at all important		6% N=24
Residents' connection and engagement with their community	Essential		23% N=87
	Very important		44% N=165
	Somewhat important		31% N=115
	Not at all important		2% N=8

Thinking about the Sachse Public Library, in the past 12 months, about how often, on average, did you or someone in your household:

Browse shelves	Daily		0% N=1
	Weekly		6% N=22
	Monthly		11% N=40
	Less than once per month		25% N=93
	Never		58% N=218
Borrow physical materials (books, DVDs, board games, literacy kits, etc.) from the library	Weekly		7% N=26
	Monthly		9% N=33
	Less than once per month		20% N=74
	Never		64% N=240
Borrow digital materials (books, movies, music, etc.) from the library	Daily		1% N=4
	Weekly		2% N=8
	Monthly		7% N=26
	Less than once per month		16% N=60
	Never		74% N=283
Request an interlibrary loan	Monthly		2% N=6
	Less than once per month		10% N=38
	Never		88% N=337
Pick up materials put on hold	Weekly		2% N=6
	Monthly		5% N=20
































Thinking about the Sachse Public Library, in the past 12 months, about how often, on average, did you or someone in your household:
































Pick up materials put on hold	Less than once per month	11% N=40
	Never	83% N=312
Pick up materials through curbside pickup	Weekly	0% N=
	Monthly	1% N=5
	Less than once per month	8% N=30
	Never	91% N=345
Receive book/material recommendations	Weekly	3% N=13
	Monthly	3% N=13
	Less than once per month	13% N=49
	Never	80% N=307
Use the library's internet access/wifi	Daily	0% N=1
	Weekly	4% N=14
	Monthly	1% N=4
	Less than once per month	11% N=42
	Never	84% N=321
Use the library's computers	Daily	0% N=1
	Weekly	2% N=6
	Monthly	1% N=5
	Less than once per month	10% N=37
	Never	87% N=333
Use the library's printer, photocopier, scanner, or fax	Daily	0% N=1
	Weekly	1% N=3
	Monthly	1% N=3
	Less than once per month	9% N=34
	Never	89% N=340
Use the library's 3D printer	Weekly	1% N=4
	Monthly	0% N=1
	Less than once per month	5% N=18
	Never	94% N=357
Have a staff member help you use computers or printers	Weekly	1% N=3
	Monthly	1% N=4

Thinking about the Sachse Public Library, in the past 12 months, about how often, on average, did you or someone in your household:			
Have a staff member help you use computers or printers	Less than once per month		8% N=31
	Never		90% N=340
Use the library's online services (website, catalog, homework help, online databases, etc.)	Weekly		5% N=18
	Monthly		5% N=18
	Less than once per month		14% N=55
	Never		76% N=290
Use exam proctoring services	Monthly		1% N=5
	Less than once per month		2% N=8
	Never		97% N=368
Reserve the library's meeting room	Monthly		1% N=2
	Less than once per month		4% N=16
	Never		95% N=361
Use the Sachse public library as a place to spend time	Daily		0% N=2
	Weekly		5% N=18
	Monthly		3% N=13
	Less than once per month		18% N=69
	Never		73% N=279
Attend programs for children (classes, storytimes, etc.) at the library	Weekly		2% N=7
	Monthly		3% N=13
	Less than once per month		13% N=50
	Never		81% N=310
Attend programs for adults (classes, book clubs, etc.) at the library	Weekly		1% N=2
	Monthly		1% N=3
	Less than once per month		8% N=31
	Never		90% N=343
Attend programs for teens (classes, book clubs, etc.) at the library	Weekly		0% N=1
	Monthly		0% N=0
	Less than once per month		8% N=30
	Never		92% N=348
Other	Daily		0% N=1
	Weekly		0% N=1

Thinking about the Sachse Public Library, in the past 12 months, about how often, on average, did you or someone in your household:	Other	Monthly		0% N=1
		Less than once per month		2% N=8
		Never		97% N=317
How much of a priority, if any, should the Sachse Public Library place on providing the following programs, services, and amenities?	Private study rooms	High priority		17% N=46
		Medium priority		36% N=98
		Low priority		26% N=70
		Not a priority		21% N=57
	Community quiet room	High priority		13% N=36
		Medium priority		40% N=111
		Low priority		26% N=74
		Not a priority		21% N=59
	Children's play area	High priority		33% N=93
		Medium priority		39% N=110
		Low priority		15% N=42
		Not a priority		13% N=37
	Teen room	High priority		17% N=47
		Medium priority		47% N=131
		Low priority		23% N=65
		Not a priority		13% N=37
Makerspace	High priority		20% N=38	
	Medium priority		38% N=74	
	Low priority		26% N=50	
	Not a priority		16% N=32	
In-person computer classes	High priority		20% N=58	
	Medium priority		46% N=131	
	Low priority		24% N=68	
	Not a priority		10% N=28	
In-person ESL classes	High priority		30% N=85	
	Medium priority		33% N=93	
	Low priority		22% N=63	
	Not a priority		15% N=43	

















How much of a priority, if any, should the Sachse Public Library place on providing the following programs, services, and amenities?

Online language-learning services	High priority		24% N=70
	Medium priority		36% N=105
	Low priority		26% N=76
	Not a priority		13% N=39
More programs for children	High priority		45% N=129
	Medium priority		44% N=124
	Low priority		7% N=19
	Not a priority		5% N=13
More programs for teens	High priority		36% N=102
	Medium priority		40% N=114
	Low priority		17% N=49
	Not a priority		6% N=17
More programs for adults	High priority		24% N=71
	Medium priority		43% N=125
	Low priority		23% N=67
	Not a priority		10% N=28
More STEM programs	High priority		41% N=109
	Medium priority		38% N=101
	Low priority		12% N=31
	Not a priority		9% N=24
More story times	High priority		21% N=55
	Medium priority		48% N=121
	Low priority		23% N=59
	Not a priority		8% N=20
More craft programs	High priority		15% N=42
	Medium priority		48% N=131
	Low priority		23% N=64
	Not a priority		14% N=37
More programs on Saturdays	High priority		30% N=84
	Medium priority		50% N=137
	Low priority		13% N=35
















How much of a priority, if any, should the Sachse Public Library place on providing the following programs, services, and amenities?	More programs on Saturdays	Not a priority		7% N=18
	More evening programs	High priority		22% N=58
		Medium priority		50% N=133
		Low priority		21% N=57
		Not a priority		7% N=20
		One-on-one computer help/tutoring services	High priority	
	One-on-one computer help/tutoring services	Medium priority		33% N=84
		Low priority		30% N=76
		Not a priority		12% N=31
		Laptops or tablets available for checkout	High priority	
	Laptops or tablets available for checkout	Medium priority		30% N=80
		Low priority		29% N=76
		Not a priority		21% N=55
		Hotspots available for checkout	High priority	
	Hotspots available for checkout	Medium priority		34% N=88
		Low priority		23% N=60
Not a priority			19% N=49	
In the past 12 months, how often did you or someone in your household use/visit the Michael J. Felix Community Center?		Daily		3% N=13
	Weekly		6% N=24	
	Monthly		5% N=17	
	Less than once per month		20% N=76	
	Never		66% N=252	
How much of a priority, if any, should the Michael J. Felix Community Center place on providing the following programs and services?	Other	High priority		18% N=6
		Medium priority		23% N=8
		Low priority		14% N=5
		Not a priority		45% N=16
	Child (age 12 and under) arts, recreation and sports programs	High priority		57% N=147
		Medium priority		32% N=83
		Low priority		6% N=17
		Not a priority		5% N=12
	Youth (age 13 to 17) arts, recreation and sports	High priority		54% N=142

How much of a priority, if any, should the Michael J. Felix Community Center place on providing the following programs and services?	Priority Level	Percentage	
		Bar	Value
Youth (age 13 to 17) arts, recreation and sports programs	Medium priority		34% N=89
	Low priority		7% N=19
	Not a priority		5% N=13
Adult (age 18 to 61) arts, recreation and fitness programs	High priority		44% N=122
	Medium priority		42% N=118
	Low priority		10% N=27
	Not a priority		5% N=13
Older adult (age 62+) arts, recreation and fitness programs	High priority		48% N=134
	Medium priority		36% N=101
	Low priority		11% N=30
	Not a priority		5% N=15
Community events (such as summer concerts, festivals, etc.)	High priority		51% N=150
	Medium priority		38% N=111
	Low priority		7% N=20
	Not a priority		4% N=12
Open the Community Center on Mondays (current hours: T-W-Th 9 AM-9 PM, F 10 AM-7 PM, Sat 10 AM-5 PM, Su-M Closed)	High priority		26% N=68
	Medium priority		38% N=100
	Low priority		21% N=56
	Not a priority		15% N=39
School break camps and programs (during fall/summer break)	High priority		43% N=117
	Medium priority		41% N=113
	Low priority		9% N=24
	Not a priority		7% N=20
Programming during weekday mornings (before 12 PM)	High priority		15% N=37
	Medium priority		27% N=66
	Low priority		35% N=86
	Not a priority		22% N=53
Programming during weekday afternoons (12 PM-5 PM)	High priority		16% N=37
	Medium priority		34% N=82
	Low priority		34% N=82
	Not a priority		16% N=39






























How much of a priority, if any, should the Michael J. Felix Community Center place on providing the following programs and services?









Programming during weekday evenings (5 PM-9 PM)	High priority		34% N=86
	Medium priority		40% N=101
	Low priority		18% N=47
	Not a priority		8% N=21
Programming during Saturday mornings (before 12 PM)	High priority		29% N=72
	Medium priority		41% N=102
	Low priority		22% N=54
	Not a priority		8% N=21
Programming during Saturday afternoons (12 PM-5 PM)	High priority		30% N=76
	Medium priority		39% N=98
	Low priority		21% N=52
	Not a priority		10% N=24
Programming during Saturday evenings (5 PM-9 PM)	High priority		20% N=49
	Medium priority		35% N=88
	Low priority		28% N=69
	Not a priority		17% N=42

In general, how many times do you:

Access the internet from your home	Several times a day		91% N=351
	Once a day		6% N=23
	A few times a week		2% N=7
	Every few weeks		1% N=3
	Less often or never		1% N=3
Access the internet from your cell phone	Several times a day		92% N=355
	Once a day		4% N=15
	A few times a week		2% N=8
	Every few weeks		0% N=1
	Less often or never		2% N=7
Visit social media sites	Several times a day		72% N=278
	Once a day		9% N=34
	A few times a week		6% N=23
	Every few weeks		2% N=8
	Less often or never		11% N=41

In general, how many times do you:	Use or check email	Several times a day	92% N=355
		Once a day	7% N=27
		A few times a week	1% N=3
		Every few weeks	0% N=1
		Less often or never	0% N=1
Share your opinions online	Several times a day	14% N=54	
	Once a day	7% N=27	
	A few times a week	12% N=44	
	Every few weeks	18% N=67	
	Less often or never	49% N=187	
Shop online	Several times a day	25% N=93	
	Once a day	14% N=53	
	A few times a week	39% N=147	
	Every few weeks	17% N=64	
	Less often or never	6% N=24	
Please rate your overall health.	Excellent	22% N=87	
	Very good	43% N=168	
	Good	31% N=120	
	Fair	3% N=11	
	Poor	1% N=2	
What impact, if any, do you think the economy will have on your family income in the next 6 months? Do you think the impact will be:	Very positive	5% N=18	
	Somewhat positive	12% N=46	
	Neutral	37% N=145	
	Somewhat negative	34% N=132	
	Very negative	12% N=46	
How many years have you lived in Sachse?	Less than 2 years	15% N=56	
	2-5 years	22% N=85	
	6-10 years	23% N=90	
	11-20 years	21% N=82	
	More than 20 years	19% N=73	
Which best describes the building you live in?	One family house detached from any other houses	90% N=350	

	Which best describes the building you live in?	Building with two or more homes (duplex, townhome, apa..	 9% N=35
		Other	 0% N=2
	Do you rent or own your home?	Rent	 11% N=43
		Own	 89% N=344
About how much is your monthly housing cost for the place you live (including rent, mortgage payment, property tax, property insurance, and homeowners' association (HOA) fees)?	About how much is your monthly housing cost for the place you live (including rent, mortgage payment, property tax, property insurance and homeowners' association (HOA) fees)?	Less than \$500	 3% N=11
		\$500 to \$999	 7% N=27
		\$1,000 to \$1,499	 12% N=47
		\$1,500 to \$1,999	 26% N=99
		\$2,000 to \$2,499	 18% N=69
		\$2,500 to \$2,999	 17% N=64
		\$3,000 to \$3,499	 8% N=29
		\$3,500 or more	 9% N=36
			Do any children 17 or under live in your household?
		Yes	 45% N=174
	Are you or any other members of your household aged 65 or older?	No	 73% N=278
		Yes	 27% N=103
	How much do you anticipate your household's total income before taxes will be for the current year? (Please include in your total income money from all sources for all persons living in your household.)	Less than \$25,000	 2% N=8
		\$25,000 to \$49,999	 7% N=27
		\$50,000 to \$74,999	 11% N=41
		\$75,000 to \$99,999	 16% N=62
		\$100,000 to \$149,999	 27% N=100
		\$150,000 or more	 37% N=138
Are you Spanish, Hispanic, or Latino?	Are you Spanish, Hispanic or Latino?	No, not Spanish, Hispanic, or Latino	 85% N=325
		Yes, I consider myself to be Spanish, Hispanic, or Latino	 15% N=59
	What is your race? (Mark one or more races to indicate what race you consider yourself to be.)	American Indian or Alaskan Native	 3% N=11
		Asian, Asian Indian, or Pacific Islander	 13% N=50
		Black or African American	 9% N=34
		White	 73% N=278
		Other	 8% N=32
			In which category is your age?
		25-34 years	 24% N=94

In which category is your age?	35-44 years		18% N=69
	45-54 years		25% N=97
	55-64 years		14% N=55
	65-74 years		13% N=49
	75 years or older		5% N=20
What is your gender?	Woman		53% N=203
	Man		46% N=177
	Identify in another way		2% N=7